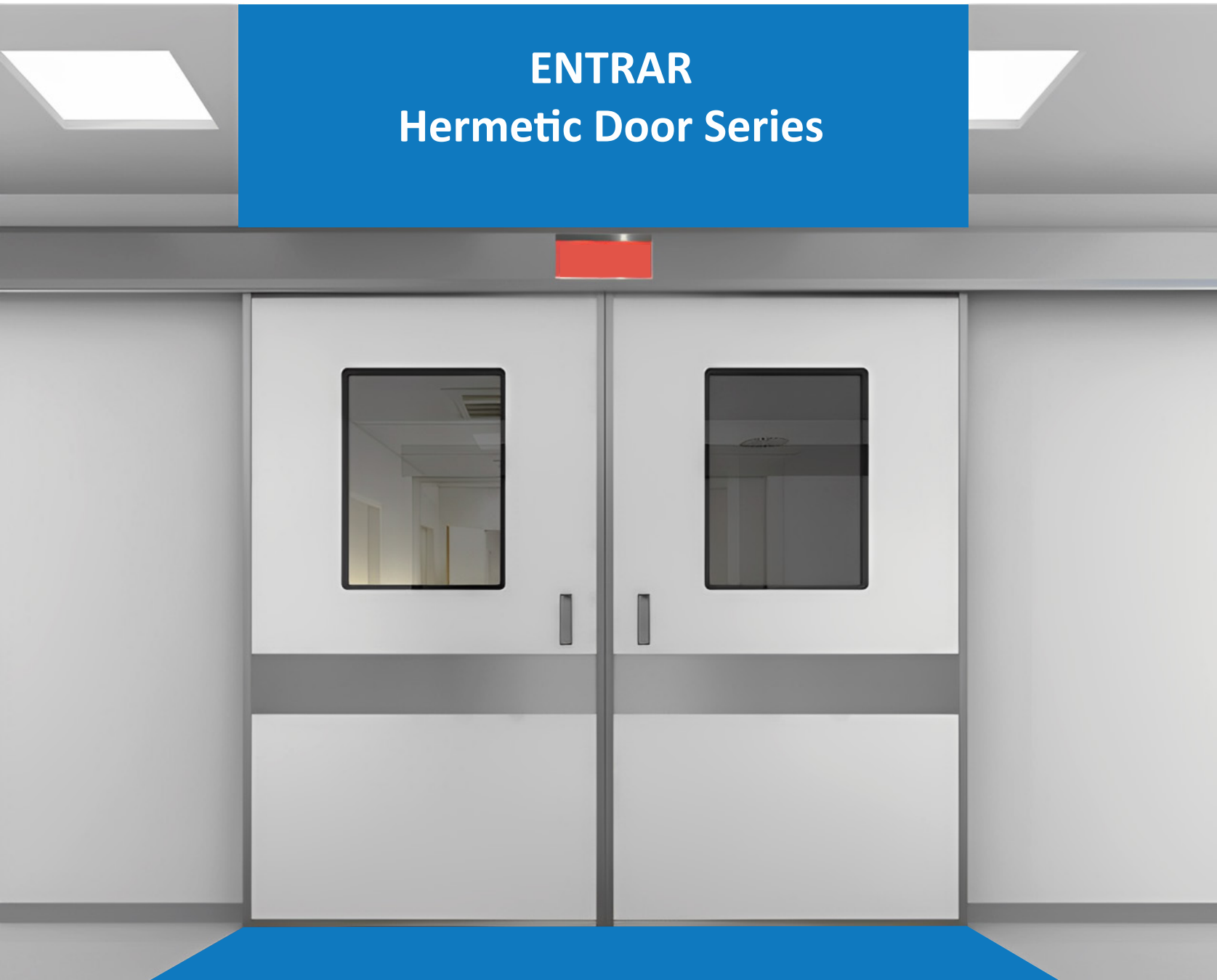


ENTRAR Hermetic Door Series



Automatic Hermetic Door



FEATURES

Fast and easy door installation.

The door has good air tightness, prevents pollution, and maximizes the cleanliness of the space inside the door. The airtight performance reaches the national standard (GT/T7106-2008), level 8 standard (highest level).

The door body adopts foaming technology, which is firm and thick, to prevent cold wind dust from entering the interior that requires cleanliness. Keep constant humidity and constant temperature. The door operates lightly and quietly, reduces air circulation and has good sound insulation.

When power off, the special handle enables lower opening force. The door design is humanized to ensure the safe passage of medical staff, patients and trolleys. Provides maximum possible comfort.

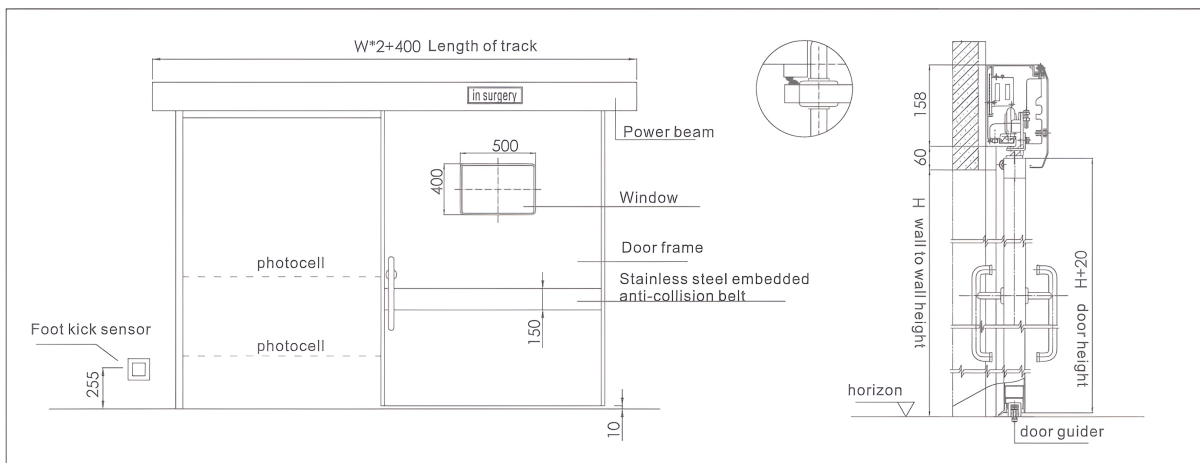
Optional Finishes

- Matte ocean blue / dtc201
- Matte blue / dtc202
- Matte light blue / dtc207
- Matte jelly green / dtc308
- Matte light green / dtc309

PARAMETERS

Door weight	Max 150kg
Door leaf width	DW=1070mm-1570mm
Clearance structure width	W-2350mm-3350mm
Opening speed	250-500mm/s (Adjustable)
Closing speed	250-500mm/s (Adjustable)
Holding time	2-20s (Adjustable)
Closing force	> 70N
Manual pushing	<100N
Power consumption of the whole machine	<150W

Structure



Light X-Ray Shielding Door



FEATURES

The door is lined with a lead plate with a lead content of 1-31mmPa, which can effectively prevent various harmful rays from damaging the human body. It has passed the Chinese Center for Disease Control and Prevention and nuclear safety medical testing, and meets X-ray protection requirements.

The door body power beam and profile are equipped with sealing strips, the structure is reasonable and reliable, and meets the cleanliness requirements of hospitals and other places.

The control system meets the safety design requirements of the medical electrical system, and the operation is safe and stable. Does not cause electromagnetic interference to other equipment in the same environment.

The door body can be air-tight or sliding, beautiful and generous.

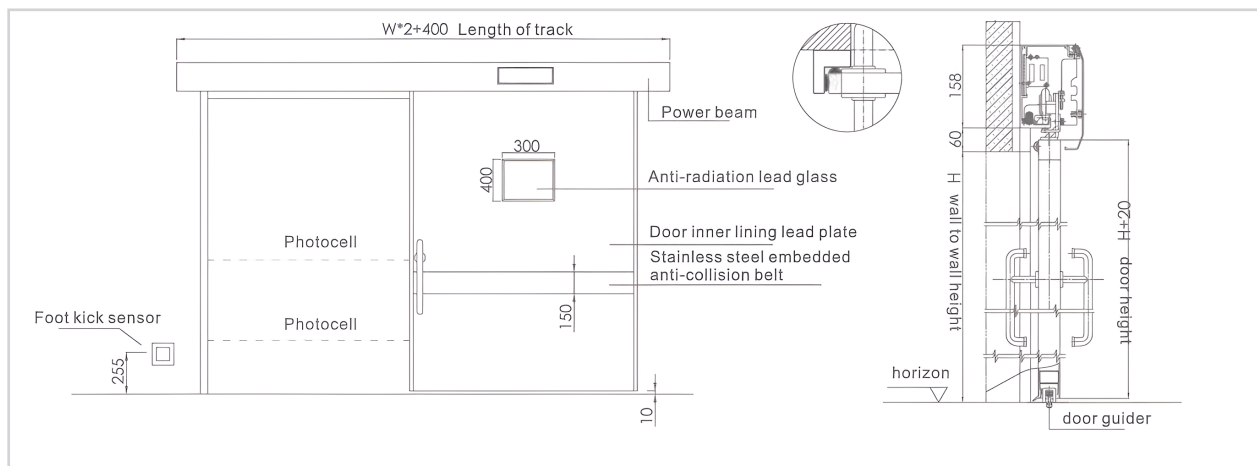
Optional Finishes

- Matte off-white / dtc306
- Matte white / dtc307
- Matte pink / dtc501
- Matte light yellow / dtc403
- Matte beige / dtc406

PARAMETERS

Opening speed	250-500mm/s (Adjustable)
Closing speed	250-500mm/s (Adjustable)
Holding time	2-20s (Adjustable)
Closing force	> 70N
Manual pushing	<100N
Power consumption of the whole machine	<150W

Structure



Glazed Hermetic Door



FEATURES

The door body is made of large flat and high-strength glass, the door frame is made of plastic sprayed or stainless steel as a whole, and the interior of the room is clearly visible, making it easier for medical staff to observe the situation in the ward.

Quiet, atmospheric and transparent during operation.

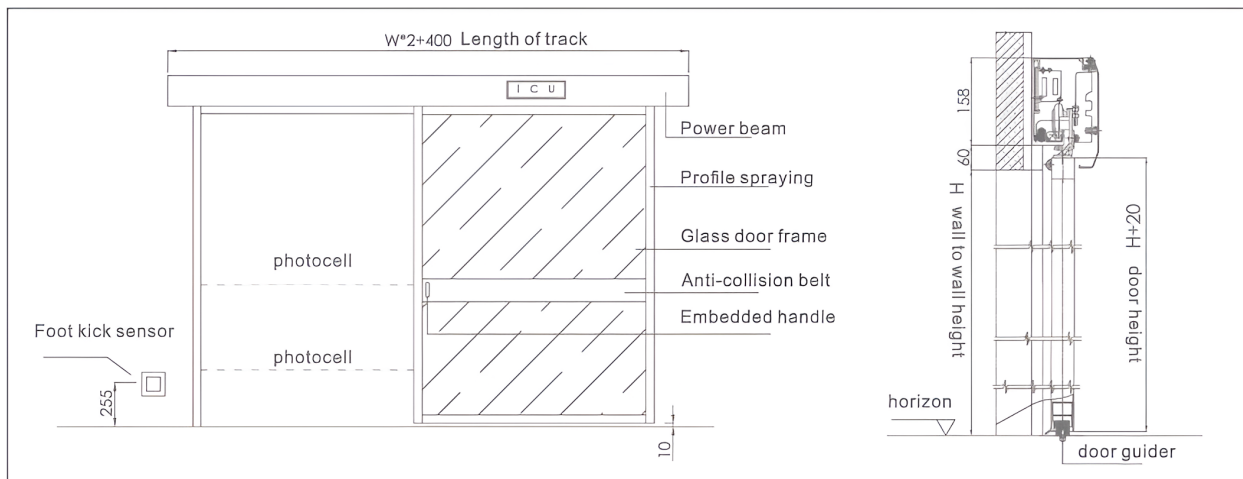
The air tightness of the door body ensures the air tightness of the clean room.

There are many ways to control the door, such as infrared sensor, foot sensor, password input, etc.

PARAMETERS

Opening speed	250-500mm/s (Adjustable)
Closing speed	250-500mm/s (Adjustable)
Holding time	2-20s (Adjustable)
Closing force	> 70N
Manual pushing	<100N
Power consumption of the whole machine	<150W

Structure



SELECTION TABLE

Type	Hermetic door	Radiation protection door	Fire-proof door	Ordinary hermetic door	ICU door
Outer door plank	Plate painting (Color Optional)				Tempered glass + Frame door
Radiation protection lead plank	Optional	Normal: (1-3mm) Heavy: (4-6mm)	Optional	\	\
Door inner filling	aluminium honeycomb/ paper honeycomb optional Fire proofperlite	aluminium honeycomb/ paper honeycomb optional	Fire proof perlite	aluminium honeycomb/ paper honeycomb optional	Tempered glass / Hollow glass
Anti-collision belt	Mirror stainless steel / Matte drawing stainless steel				
Door size	Customised				
Observation window	Radiation-proof glass +Hollow glass /Hollow glasses	Radiation-proof glass (Door thickness option according the lead thickness) +Hollow glass If you have the requirement for heavy door with radiation-proof, you can't fit with observation window in it.	\	Hollow glass	\
The track with sink groove	Yes	\	\	\	\
Handle	Build-in door handle/U type stainless steel handle				
Sub-frame	Yes	sub-frame With lead	Yes	Yes	Yes
Sealing strip	Yes				
Operator	Contrllor	LED digital controller (HH180 controller) If you have special requirment,pls contact us			
	Motor	100W Brushless Motor (HH180 motor) If you have special requirement,pls contact us			
	Track	Hermetic door special track			
	Hardware	Hermetic door special hardware			
Open the door way	single open/ double open	single open	single open/ double open	single open/ double open	single open/ double open
Acoustic Rating	35db				

UK & Europe



Head Office
Entrar Access Technologies UK LTD
124 City Road, EC1V 2NX
London, United Kingdom
Call: +44(0)207 566 3339
Company registration in England and Wales: 06294297

Middle East & Africa



Entrar Access Technologies
GBC 2
Opposite to Old Airport Arrival Terminal
C Ring Rd, Doha, Qatar
Call: +97444023014

Entrar Line Trading L.L.C
Smartplace Business Center
Level 2, The Iridium Building
Al Barsha, Dubai - UAE
+971 5080 94464

India & Far East



Entrar Access Technologies India PVT LTD
No A-83, First Floor, Road No 2, Mahipalpur Extn,
New Delhi, Delhi
Call: +918310330566

